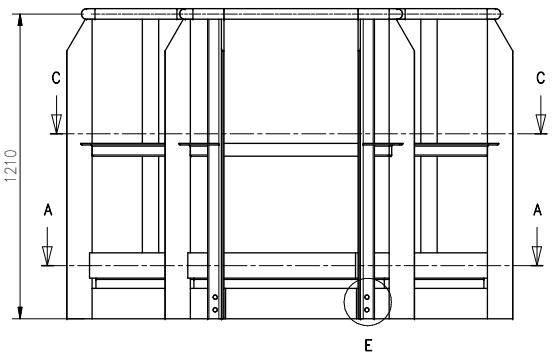

PART. E
SCALA 1:10

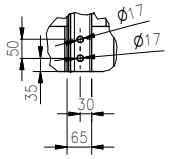

SEZIONE C–C

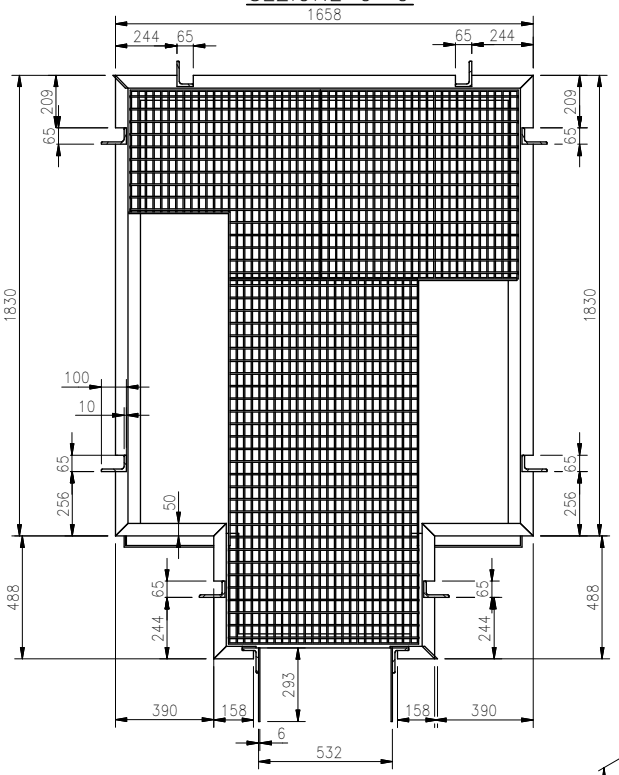

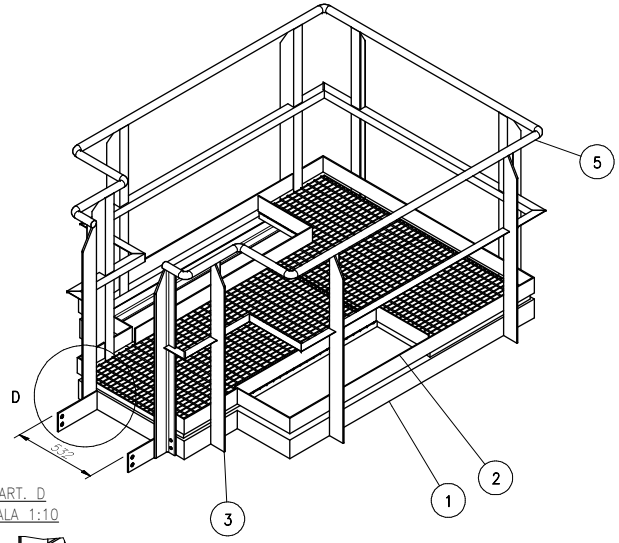

PART. D
SCALA 1:10

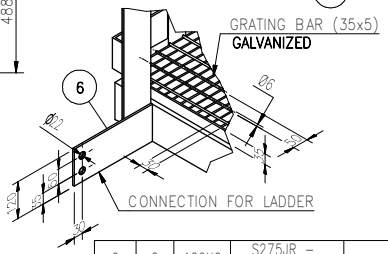

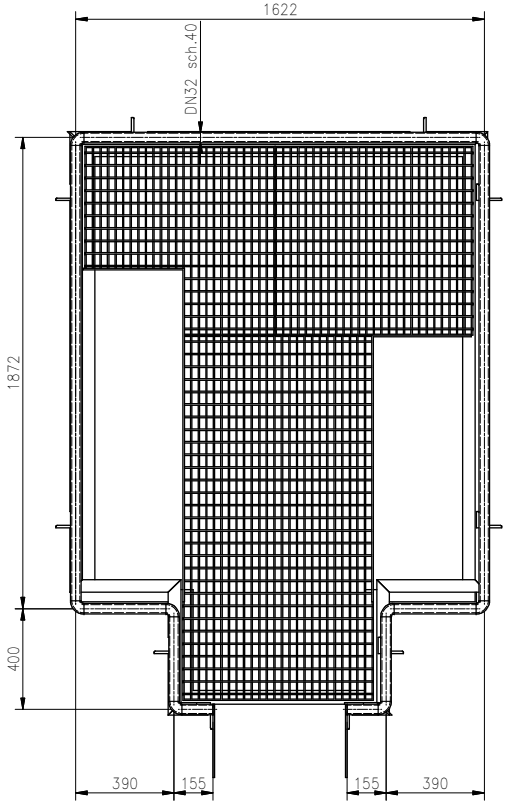

SEZIONE B–B

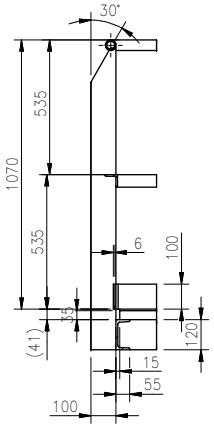

SEZIONE A–A

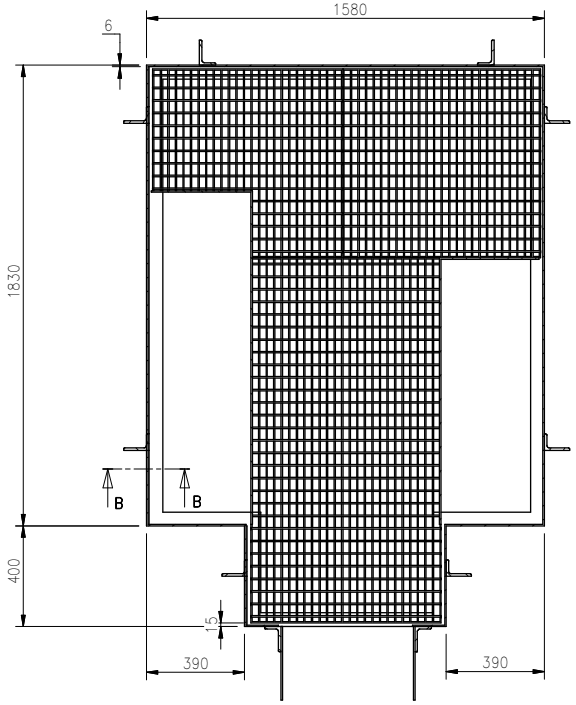

POS.	QTA	DIMENSIO	MATERIALE	NORMA	TIPO_FLA	OCC_DESCR
6	2	120X6	S275JR – RAL7004	---	---	BAR
5	1	DN32 sch.40	S275JR–RAL1004	---	---	PIPE
3	10	100X65 X10	S275JR–RAL1004	---	---	ANGULAR BAR
2	1	135X6	S275JR–RAL1004	---	---	BAR
1	1	UPN 120	S275JR–RAL7004	---	---	UPN BAR

Pallinatura Occorrenze

NOTES: SELIP SpA–Italy is the owner of this drawing. Reproduction and distribution are denied, unless written permission of the company.

PAINT SYSTEM DGS–MX–001: Sa2½ + INORGANIC ZINC PRIMER (75μ)+POLYAMIDE EPOXY (125μ)+POLYURETHEANE (75μ)

GRATING GALVANIZED AS PER DGS–MX–002

REV.	Date DATA	Drawn DIS.	Description DESCRIZIONE
B	25/01/18	L.FANFONI	
A	19/01/18	L.FANFONI	EMISSIONE PER APPROVAZIONE

Ordine Job: Ref. your order nr.233
Eng. Manuel Pessina
Selip Order nr. OC–17–250–1

Drawing Nr. DISEGNO NR.: N° 17EC025002 02 B — Rev.:

Descrizione: Description: PLATFORM

Progetto: Project: N° 17302 Progetto SNCR for BeAAT

selip S.p.A.
I–43012 FONTANELLATO (PR)
TEL.+39–0521–824211
I–00072 ARICCIA (Roma)
TEL.+39–06–9344267
Web : www.selip.it

Customer CLIENTE: E.C.M. ENGINEERING COSTRUZIONI MO
Item ITEM: 6304–ME–001–F9
Job COMM.: 0250.02
Plant IMPIANTO:
Scale SCALA: 1:15 A2
Drawn DIS.: L.FANFONI
Apprvd. APPR.:
Date DATA: 19/01/18

17EC025002B.IDW